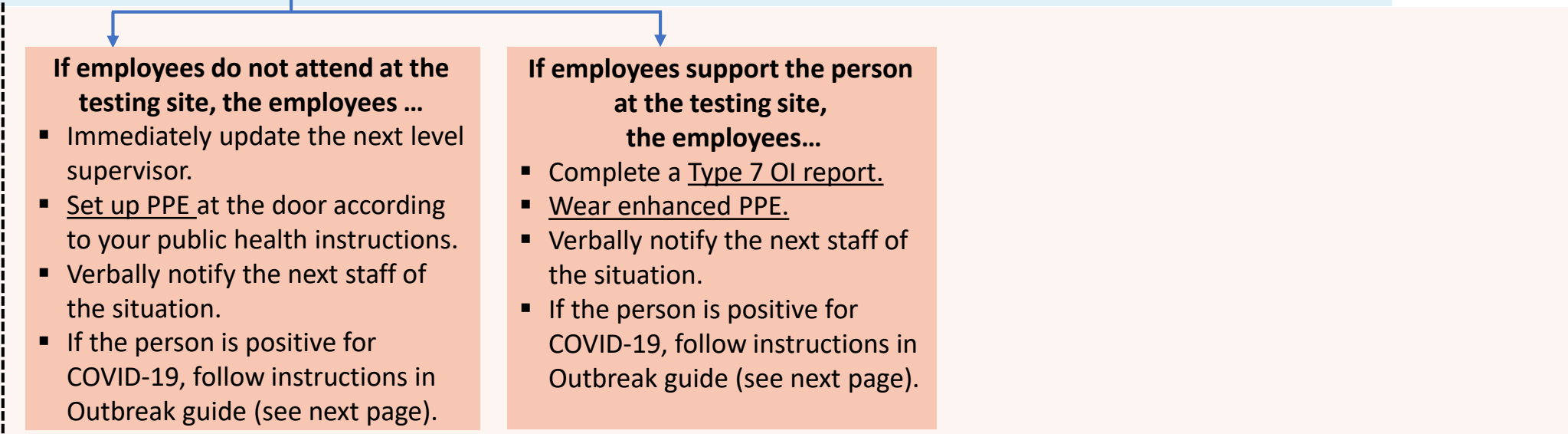
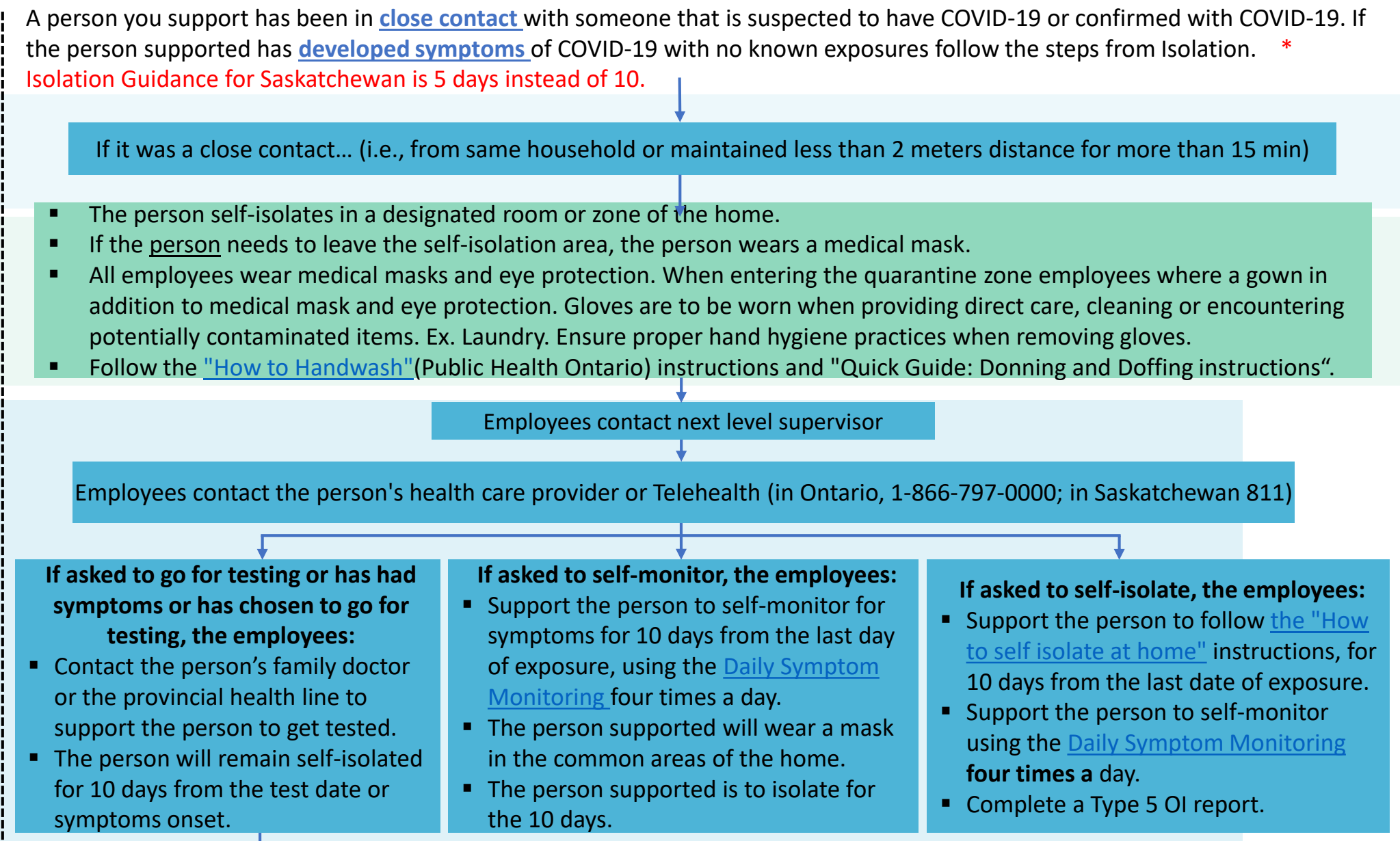
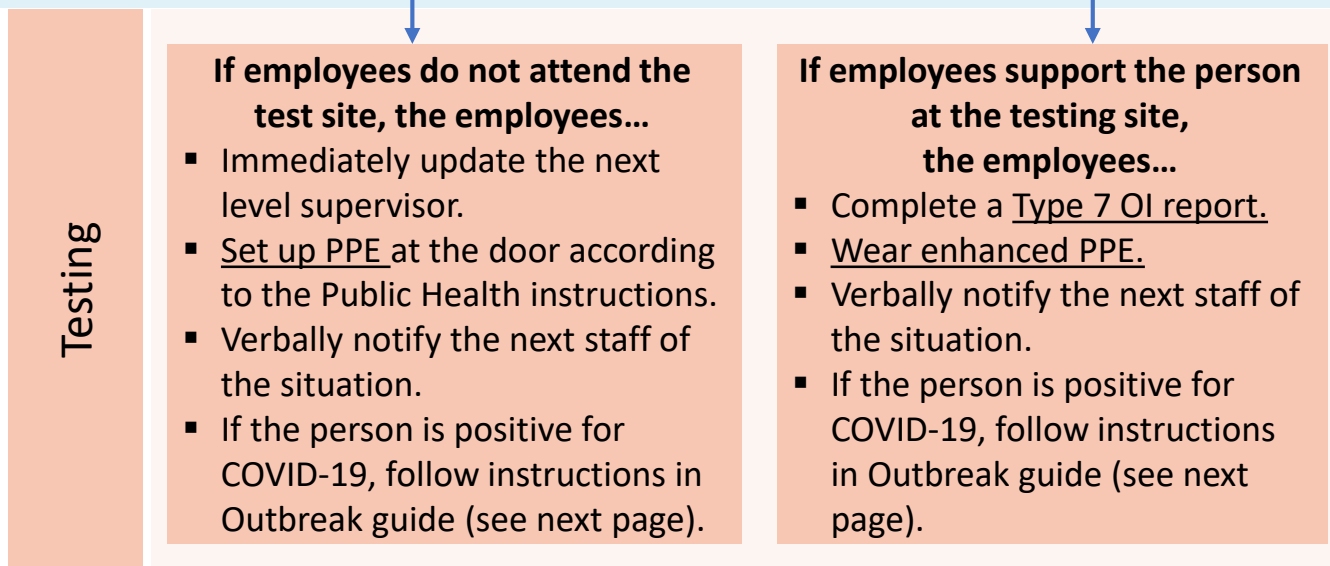
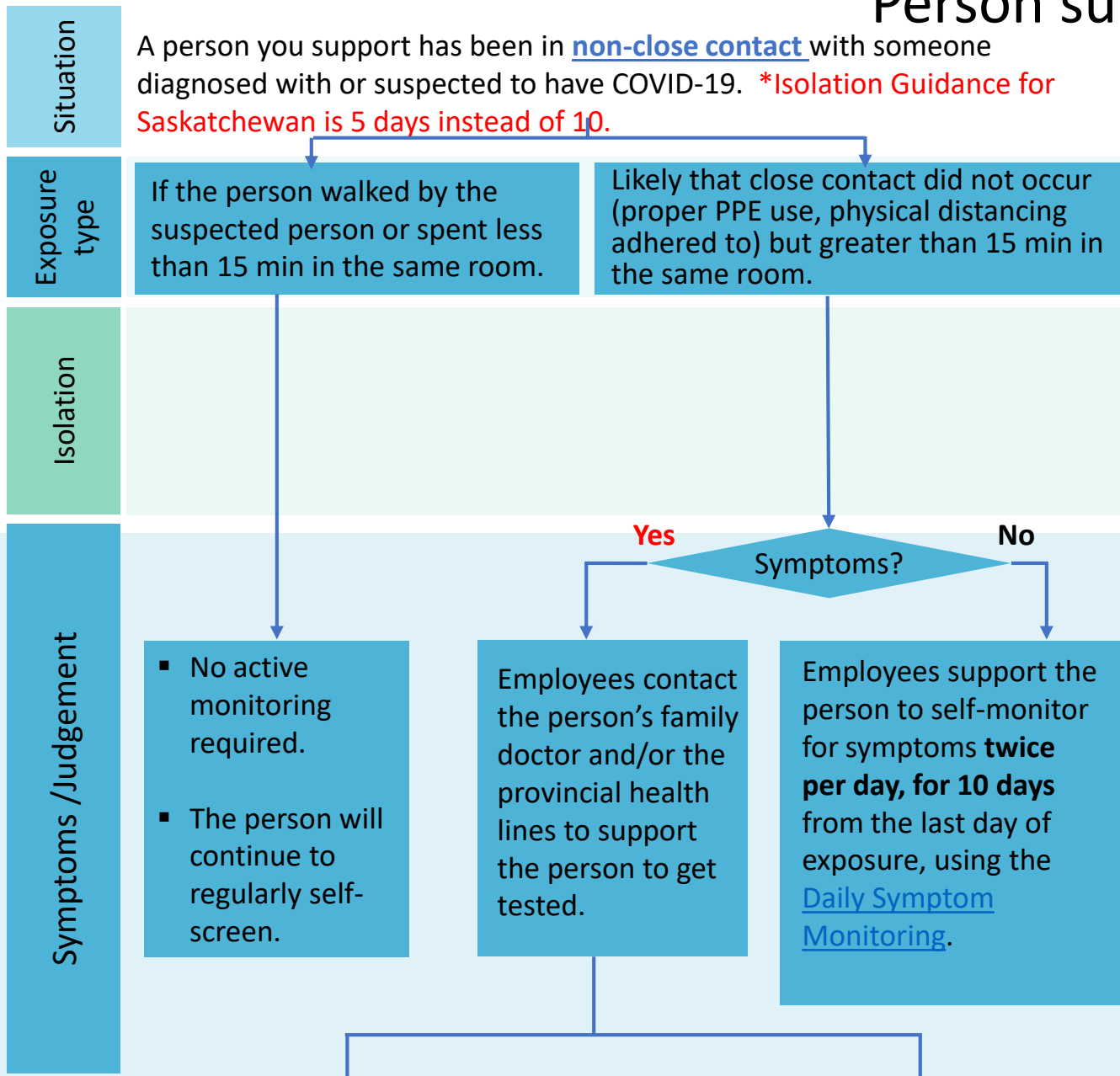


# Person supported COVID-19 Exposure Guide

Reviewed March 30<sup>th</sup> 2022



# Person supported COVID-19 Outbreak Guide (i.e., a person supported has been confirmed with a positive COVID-19 test)

Employees inform the supervisor immediately.

Public Health will call daily to check in.  
Employees follow all instructions provided by Public Health.

## Employee duties

## Supporting the person(s) who has/have a positive test for COVID-19

## Supporting the people in the home who have negative COVID-19 test results

Monitoring

- Employees continue screening, following the [COVID-19 Screening Protocol](#).
- If employees fail screening, they must notify their supervisor and **not work**. Follow [Guidance on COVID-19 Exposure for Employees](#).

- Employees continue to **monitor** the person by using the [Daily Symptom Monitoring](#) **four times** a day for the duration of the outbreak.
- If the person has difficulty breathing, severe chest pain, a very hard time waking up, confusion, or loss of consciousness, call 911.

- Employees support people to **self-monitor** by using the [Daily Symptom Monitoring](#) **four times** a day for the duration of the outbreak.
- If the person shows COVID-19 symptoms, support the person in contacting the family doctor or provincial health line and follow the steps in [Guidance on COVID-19 Exposure for People who use our services](#).

Neutral zone

All employees in the home are to don appropriate PPE while in the neutral zone (Mask, eye protection)

**People supported do not go into the Neutral Zone.**

**People supported do not go into the Neutral Zone.**

Quarantine zone

- Employees perform hand hygiene each time they change gloves (before & after cleaning, before & after supporting a person, before & after using a computer, etc.)
- Employees follow instructions on [PPE Donning and Doffing Instructions](#): employees will wear medical masks, gowns, and eye protection (i.e., **Enhanced PPE**) when entering the quarantine zone, or when within 2 meters of another person. Gloves are to be worn when providing direct support, cleaning or when encountering potentially contaminated items such as laundry.
- Employees remove PPE outside of the people's rooms and replace PPE immediately or follow the local Public Health guidelines.

- The person stays self-isolated for 10 days after the test date and is 24 hrs symptom free.
- The person self-isolate in a designated area of their home with a separate bathroom.
- Local Public Health guidelines may require additional days isolating.
- If the persons supported leave the quarantine area, they must wear a medical mask and follow social distancing guidelines.

- Employees support people to self-isolate in a designated room or area of the home, for 10 days after the exposure date. Follow all the instructions provided by the local Public Health.
- If the persons supported leave the quarantine area, they must wear a medical mask and follow social distancing guidelines.

Cleaning – Public Health Ontario Guide

- Employees...
- Follow instructions on [Enhanced Cleaning Poster](#).
  - Clean and disinfect home at least twice per day.
  - Ensure all waste bins are lined.
  - Use gloves when emptying waste bins and wash hands after emptying.
  - Wash all dishes in a dishwasher or with warm soapy water.
  - Disposable plates and utensils are recommended.

- Employees...
- Keep laundry of different people supported separate.
  - Use enhanced PPE, when laundry is done.
  - See [Enhanced Cleaning Poster](#) for additional instructions.

- Employees...
- Keep laundry of different people supported separate.
  - Use enhanced PPE, when laundry is done.
  - See [Enhanced Cleaning Poster](#) for additional instructions.