

## Quick guide

# Putting on (donning) personal protective equipment (PPE)

This is done outside the individuals room.


### Pre-donning instructions

- tie hair back
- remove jewellery
- check PPE is the correct size

**Perform hand hygiene before putting on PPE**

1

**Put on the long-sleeved fluid repellent disposable gown**



2

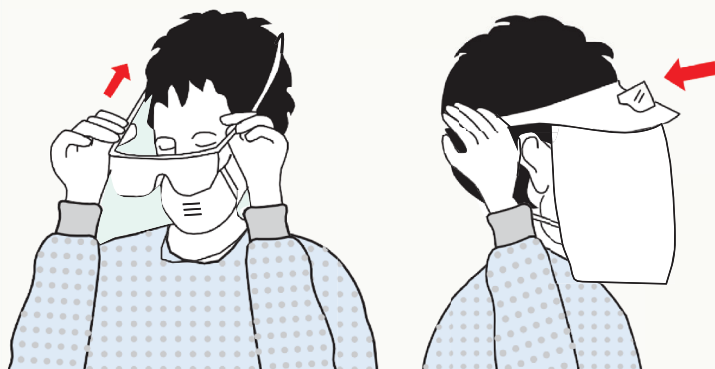
**Mask**

Pinch metal strip, place loops around ears, cover nose and mouth



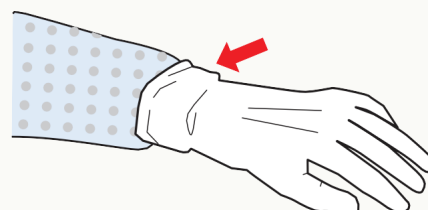
3

**Eye protection**



4

**Gloves**



# Quick guide

## Removal of (doffing) personal protective equipment (PPE)

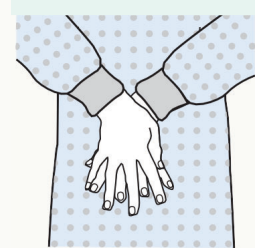
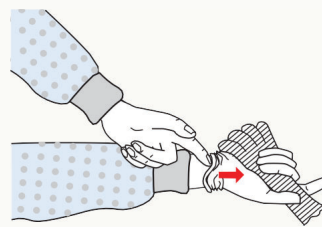
PPE should be removed in an order that mini the potential for cross contamination.

The order of removal of PPE is as follows:

1

### Gloves –

the outsides of the gloves are contaminated



Clean hands with alcohol sanitizer

2

### Gown –

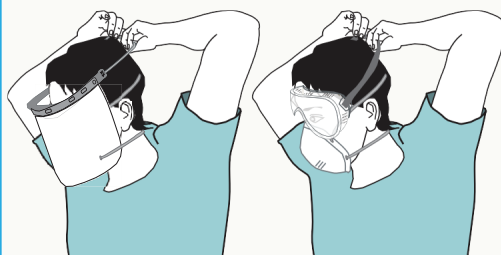
the front of the gown and sleeves will be contaminated



3

### Eye protection -

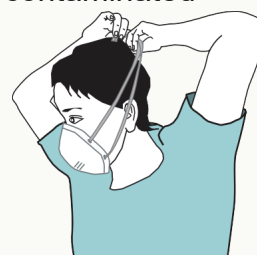
the outside will be contaminated



4

### Mask -

clean hands with alcohol hand rub. Do not touch the front of the mask as it will be contaminated



5

Wash hands with soap and water

